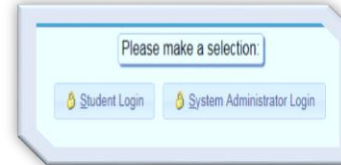


# 21<sup>st</sup> Century Students/Parents! Using the Tracking System to track your eHours...

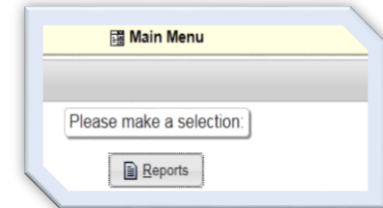
You have access to your 21<sup>st</sup> Century Student Report 24/7.

Visit this 21<sup>st</sup> Century High Schools website at: <https://online.olatheschools.com/21century/21century.php>

1. Here you will click on **student login**:
  - a. Enter your student's username and password, this is the same as he/she uses for logging in at school.



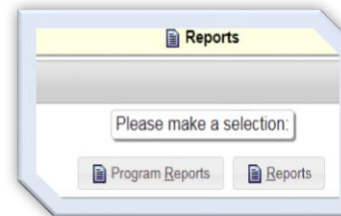
2. On the next screen you will choose **Reports**:



3. Once you choose **Reports**, the next screen will populate.

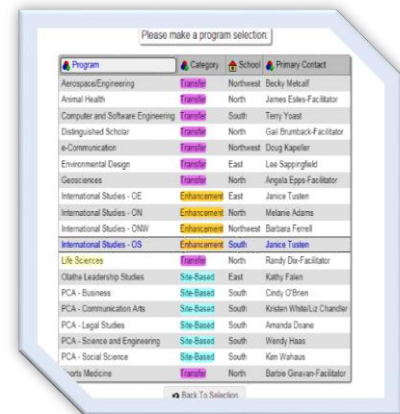
- a. Here you have 2 options; you can choose

**program reports or reports.**



4. Please choose your **program of study** from the list:

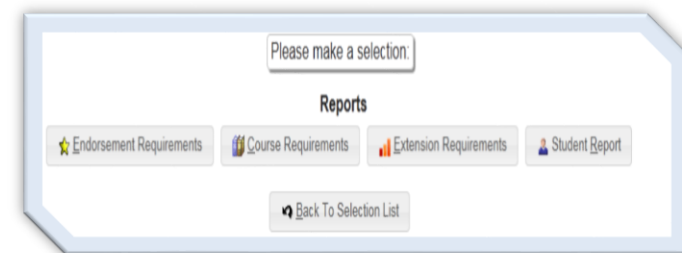
- a. Please **double click on your program.**



5. For **student report**, it allows you to view your progress in the program.

6. After choosing your program, you have a choice of 4 options: View detailed information regarding your endorsement.

- ✓ Endorsement Requirements-
- ✓ Course Requirements
- ✓ Extension Requirements
- ✓ **Student Report**



If you have any questions, call 913-780-7855 for Mrs. McWilliams in the 21<sup>st</sup> Century Office.